



Community Resident Survey Instrument

The NYC-Cure survey was developed to measure changes in violence-related attitudes and other important predictors of proclivity towards violence, such as lack of social ties, distrust in formal institutions, neighborhood violence, perceptions of safety, experiences of victimization, and personal risk factors. The instrument also included items to measure each person's exposure to the Cure Violence program in treatment neighborhoods.

To measure violence-related attitudes, the research team constructed 17 hypothetical scenarios where participants selected from 10 hypothetical reactions. These reactions ranged from “ignore” to past using a weapon. The scenarios included events involving competition over intimate partners, retaliation, debts or stolen property, challenges to social identity or status, disrespect, protection of others, and territorial disputes. Key survey constructs demonstrated acceptable metric properties.

The John Jay research team borrowed and adapted items from survey instruments used in prior evaluation studies of the Cure Violence model, including the Survey of Attitudes about Guns and Violence (SAGAS) and the Save Our Streets (S.O.S.) Community Survey. SAGAS was used as part of a John Hopkins University study of Baltimore's Safe Streets program (Webster et al. 2012), and the S.O.S. Community Survey was used by researchers at the Center for Court Innovation as part of a study of a Cure Violence program in Crown Heights (Brooklyn, New York).

All surveys were administered using tablet computers (iPads). This allowed the research team to access data quickly for preparation and inspection. This method permitted each survey respondent to engage with the survey questionnaire privately, which helped maintain the confidentiality of their responses. The survey was offered in English, Spanish, and Arabic. A total of 6,417 surveys were collected between 2014 and 2016. The following pages provide a description of each construct and screenshots of the survey instrument.

NYC-Cure hypothetical scenarios

#	SUBCONSTRUCT	HYPOTHETICAL SCENARIO	# OF ITEMS	SOURCE	RESPONSE SCALE	LATENT FACTORS	RELIABILITY	VALIDITY
1	Challenge to social identity or status (material attacks)	Somebody shows up at a party wearing the jacket everyone knows he took from you	10	REC	1-----10 1)Ignore 2) 3)react verbally 4) 5)get physical 6) 7)pull a weapon 8) 9)use a weapon 10)	Index 1: Serious disputes over family, property, and acts of disrespect	Cronbach's Alpha: Self - 0.8968 *Peer- 0.9314	SEM Goodness of Fit Indices: (Adjusted model to account for covariances) RMSEA- 0.032 CFI- 0.984 SMRM- 0.024
		You are on your way to a party outside of your hood. You bump a guy and he swings at you		Adapted from Wilkinson				
		A guy takes a swing at you at a party in another neighborhood		REC				
	Defense of others	You are hanging out with a friend and a guy tries to smack your friend around.		Adapted from Wilkinson				
	Money, debts or stolen property	You see a guy who has not paid you the \$100 he owes you.		SAGAS (Webster, 2012)				
		You see a guy who owes you \$200 and you think he is trying to play you		Adapted from Wilkinson				
		The guy at the bodega cheated you at the cash register		REC				
		You won a bet (e.g., dice, craps) and the loser refused to pay you		REC				
2	Retaliation	You see a guy on the street who beat up your brother last week		SAGAS (Webster, 2012)				
	Disrespect	Somebody disrespects you in front of your friends	7	Amy Ellenbogen		Index 2: Petty disputes and conflicts over intimate partners	Cronbach's Alpha: Self - 0.6985 *Peer- 0.8523	
		You are with your friends and a guy steps on your new Jordans		Amy Ellenbogen				
		Somebody talked shit about you on Facebook		REC				
	Territory	Some guys you and your friends don't know try to take over the basketball court		REC				
	Competing for females by violent means	You are at a club talking to a girl when a guy comes and tells you she's his girl		Adapted from Wilkinson				
		You are at a club talking to a girl and a guy tries to get her number		Adapted from Wilkinson				
		Your girl and you broke up one week ago. You see her with a new guy on the street.		Adapted from Wilkinson				
		Your ex's new boyfriend is playing her		REC				

*Peer violence index: Each participant was asked to predict their referrer's response to each scenario.
Note: The violence index, including the two latent factors, demonstrates acceptable internal consistency and validity.

NYC-Cure Survey Items

#	CONSTRUCT	ITEM	# OF ITEMS	SOURCE	RESPONSE SCALE	RELIABILITY	VALIDITY
1	Social ties	How many of your neighbors do you speak with on a daily basis?	4	REC	0-----10+	Cronbach's Alpha: 0.4335	
		When was the last time you helped a neighbor?		REC			
		When was the last time a neighbor helped you?		REC			
		When was the last time you had a conflict with a neighbor?		REC			
2	Confidence in Public Safety Institutions	When violence breaks out can you and your neighbors count on - Police/Fire Department/ Ambulance to help? /If you saw someone being beaten up or shot at, would you call the police to report the crime?	4	REC	yes definitely yes probably not sure no probably no definitely	Cronbach's Alpha: 0.6166	SEM Goodness of Fit Indices: RMSEA- 0.047 CFI- 0.974 SMRM- 0.022
3	Confidence in Community Institutions	When violence breaks out can you and your neighbors count on -Community leaders (e.g. politicians, etc.)/local programs (e.g. social service programs/teachers and other school personnel - to help?	3	Adapted from CBVP Survey		Cronbach's Alpha: 0.6794	
4	Exposure to the program	In the last 12 months, how many times have you attended anti-violence events (e.g. marches and/or rallies) in your neighborhood?	3	Item adapted from Brownsville Community Survey (CCI)	0-----10+		
		In the following screen I will show you pictures of people who have been helping with anti-violence efforts in the community. Do you know this person? [Show pictures of CV staff] Yes/no/. IF Yes, in the last 12 months how many times have you communicated with this person?		REC			
		Have you seen these anti-violence images in your neighborhood? If Yes, in the last 12 months, how many times have you seen the following images in your neighborhood?		REC			

NYC-Cure Survey Items

#	CONSTRUCT	ITEM	# OF ITEMS	SOURCE	RESPONSE SCALE	RELIABILITY	VALIDITY
5	Exposure to social media violence	Which social media platform do you use to keep in touch with your friends and associates in the neighborhood? Facebook, Twitter, Instagram, Snapchat, Youtube, Vine, Other, None. If using any, have you ever seen someone getting threatened on the following social media sites? Yes/no. IF Yes, In the last 12 months, how many times have you seen someone getting threatened on the following social media sites?	7	REC	0-----10+	Cronbach's Alpha: 0.7213	SEM Goodness of Fit Indices: RMSEA- 0.198 CFI-0.858 SMRM- 0.066
6	Exposure to gun violence	In the last 12 months, how many guns have you seen on your block?	3	REC	0-----10+	Cronbach's Alpha: 0.7213	SEM Goodness of Fit Indices: RMSEA- 0.000 CFI- 1.000 SMRM- 0.000
		In the last 12 months, how many times have you heard of someone who was threatened with a gun in your neighborhood?		Adapted from Brownsville Community Survey (CCI)			
		In the last 12 months, how many times have you heard gunshots in your neighborhood?		Brownsville Community Survey (CCI)			
7		Is it common for people to belong to street gangs, crews or sets in the neighborhood?	1	Adapted from Brownsville Community Survey (CCI)	yes definitely yes probably not sure no probably no definitely		
8	Perceptions of safety	Do you feel safe at home during the night?	4	Adapted from Brownsville Community Survey (CCI)		Cronbach's Alpha: 0.8114	SEM Goodness of Fit Indices: RMSEA- 0.392 CFI- 0.806 SMRM- 0.082
		Do you feel safe at home during the day?					
		Do you feel safe in your neighborhood during the night?					
		Do you feel safe in your neighborhood during the day?					

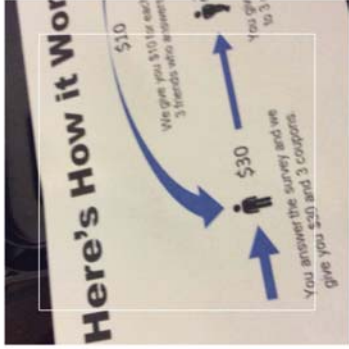
NYC-Cure Survey Items

#	CONSTRUCT	ITEM	# OF ITEMS	SOURCE	RESPONSE SCALE	RELIABILITY	VALIDITY
9	Characteristics and Risk factor	What is the highest level of education you completed?		REC	Less than High school High School or GED Some college 2-year college or technical school 4-year college or higher		
10		In the last 12 months, how many times have you been stopped and/or frisked by the police?		REC	0-----10+		
11		On an average day, how many hours do you spend outside the neighborhood?		REC	1-----24		
12		How old are you?		SAGAS (Webster, 2012)	18 to 31		
13		On an average day, what time do you normally go to sleep?		REC	12 am - 11 pm		
14		What is your current employment status?		REC	unemployed part-time full-time		
15		Have you ever been shot at (even if you weren't hit)? If so, how many times have you been shot at?		SAGAS (Webster, 2012)	Yes/No & 0-----10+		
16		Have you ever been stabbed? If so, how many times have you been stabbed?		REC	Yes/No & 0-----10+		

Welcome!

Start

Scan QR code from coupon using camera



Scan QR code from coupon using camera

1003



Are you between 18 and 30 years old?



Do you live in this area? (Refer to map on coupon)



Participating in this study may increase general knowledge of the community efforts to reduce violence, which aims at reducing violence in the streets. If you have any questions or concerns after completing this interview, you can contact Dr. Jeffrey Butts, Principal Investigator, at 212-237-8302 or rec@jjay.cuny.edu. If you have any questions regarding your rights as a research participant, you can contact the John Jay Institutional Review Board Office at 212-237-8961 or jj-irb@jjay.cuny.edu. This contact information will be provided to you in hard copy for your records.

Do you agree to participate in this interview?

Decline

I Accept



What is the highest level of education you completed?

Less than High School

High School or GED

Some college

Degree: 2-year college or technical school

Degree: 4-year college or higher

Not sure/Decline



Consent and introduction



When was the last time you helped a neighbor?

Within the last week

Between a week and a month ago

More than a month ago

Never

Not sure/Decline



When was the last time a neighbor helped you?

Within the last week

Between a week and a month ago

More than a month ago

Never

Not sure/Decline



Have you ever been shot at (even if you weren't hit)?

YES

ON



When was the last time you had a conflict with a neighbor?

Within the last week

Between a week and a month ago

More than a month ago

Never

Not sure/Decline



How many times have you been shot at?

5



Have you ever been stabbed?

How many times have you been stabbed?



2



How many of your neighbors do you speak with on a daily basis?

In the last 12 months, how many guns have you seen on your block?

6

2



In the last 12 months, how many times have you heard of someone who was threatened with a gun in your neighborhood?

2



In the last 12 months, how many times have you heard gunshots in your neighborhood?

5



In the last 12 months, how many times have you been stopped and/or frisked by the police?

Not sure/Decline



For this section of the survey we will go over a list of hypothetical scenarios, and we would like to know how far you would be willing to take each situation.



On a scale from 1-10, 1 being "ignore" and 10 "the furthest you'd be willing to take it". How far on this scale are you willing to go?

Answer choices: Ignore, react verbally, get physical, pull a weapon, use a weapon, not sure/decline



You are at a club talking to a girl and a guy tries to get her number

1 (Ignore)



A guy takes a swing at you at a party in another neighborhood.

3 (React verbally)



You and your girl broke up one week ago. You see her with a new guy on the street.

2



You are on your way to a party outside of your hood. You bump a guy and he swings at you.

5 (Get Physical)



You are with your friends and a guy steps on your new Jordans.

6

7 (Pull a weapon)



You see a guy who owes you \$200 and you think he is trying to play you.


8

9 (Use a weapon)



Somebody talked shit about you on a social media site (e.g. Facebook, Instagram)

10



You are at a club talking to a girl when a guy comes up and tells you: "that's my girl!"

1(Ignore)



Some guys you and your friends don't know try to take over the basketball court.

11 (Not sure/Decline)



Somebody disrespects you in front of your friends.

2



Somebody shows up at a party wearing the jacket everyone knows he took from you.

3 (React verbally)

4



You won a bet and the loser refuses to pay you.

The guy at the bodega cheated you at the cash register.

5 (Get Physical)

6



You see a guy on the street who beat up your brother last week.

7 (Pull a weapon)



For this section of the survey, think about the person who gave you the coupon to participate in this study. How far do you think he'd be willing to take each of the same situations we just discussed.



On a scale from 1-10, 1 being "Ignore" and 10 "The furthest he'd be willing to take it", we'd like to know how far is he willing to go.



How old do you think you will live to be?

18



On a scale from 1-10, how well do you know the person who gave you the coupon?

10 (Very well)



His ex's new boyfriend is playing her.

Somebody disrespects him in front of his friends.

8

2



✕

?

<

>

✕

?

<

>

He won a bet and the loser refuses to pay him.

A guy takes a swing at him at a party in another neighborhood.

3 (React verbally)

4



✕

?

<

>

✕

?

<

>

He sees a guy on the street who beat up his brother last week.

5 (Get Physical)



He and his girl broke up one week ago. He sees her with a new guy on the street.

7 (Pull a weapon)



He is at a club talking to a girl when a guy comes up and tells him: "That's my girl"

6



He is on his way to a party outside of his hood. He bumps a guy and the guy swings at him.

8



Somebody shows up at a party wearing the jacket everyone knows he took from him.

9 (Use a weapon)



The guy at the bodega cheated him at the cash register.

11 (Not sure/Decline)



Some guys he and his friends don't know try to take over the basketball court.

10



He is hanging out with a friend and a guy tries to smack his friend around.

1(ignore)



He sees a guy who has not paid him the \$100 he owes him.

2

3 (React verbally)



He is with his friends and a guy steps on his new Jordans.

6



He is at a club talking to a girl and a guy tries to get her number.



Somebody talked shit about him on a social media site (e.g. Facebook, Instagram)

6



He sees a guy who owes him \$200 and he thinks the guy is trying to play him.

6

Not sure/decline



On this section of the survey I am going to ask you about neighborhood safety and your level of confidence in formal institutions.



Answer choices: yes definitely, yes probably, not sure, no probably, no definitely



When violence breaks out can you and your neighbors count on the POLICE to help?

No definitely



When violence breaks out can you and your neighbors count on the NYC FIRE DEPARTMENT to help?

No probably



When violence breaks out can you and your neighbors count on COMMUNITY LEADERS (e.g. politicians, etc.) to help?

Yes probably



When violence breaks out can you and your neighbors count on an AMBULANCE showing up quickly if called?

Not sure




When violence breaks out can you and your neighbors count on LOCAL PROGRAMS to help (e.g. social service programs)?

Yes definitely





When violence breaks out can you and your neighbors count on TEACHERS and other SCHOOL PERSONNEL to help?

Not sure



If you saw someone being beaten up or shot at, would you call the police to report the crime?

No probably



Is it common for people to belong to street gangs, crews or sets in the neighborhood?

No definitely



Do you feel safe at home during the night?

Not sure



Do you feel safe in your neighborhood during the night?

Yes definitely



Which social media platforms do you use to keep in touch with your friends and associates in the neighborhood? Please select all that apply.



In the last 12 months, how many times have you seen someone getting threatened on FACEBOOK?

3



In the last 12 months, how many times have you seen someone getting threatened on INSTAGRAM?

1



In the last 12 months, how many times have you seen someone getting threatened on SNAPCHAT?

0



In the following screens I will ask you about anti-violence efforts in your area.



In the last 12 months, how many times have you attended anti-violence events (e.g. marches and/or rallies) in your neighborhood?

0

0

Not sure/Decline



Progress bar



In the last 12 months, how many times have you seen this image around your neighborhood?

3

0

Not sure/Decline



Progress bar



Have you seen this image around your neighborhood?



Progress bar



Have you seen this image around your neighborhood?



Progress bar




Have you seen this image around your neighborhood?



✕

?
<
>

Have you seen this image around your neighborhood?



✕

?
<
>

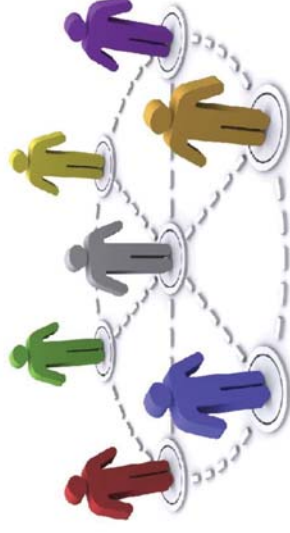
Have you seen this image around your neighborhood?



✕

?
<
>

In the following screens I will show you pictures of people who have been helping with anti-violence efforts in the community.



✕

?
<
>

Do you know this person?



NO





Do you know this person?



NO





In the last 12 months, how many times have you communicated with this person?

3

0

Not sure/Decline





Do you know this person?



NO





Do you know this person?





Do you know this person?





Do you know this person?





How old are you?

22

18

31





Are you currently in school?



✕

?

<

>

On an average day, how many hours do you spend outside of your neighborhood? (how many hours are you NOT in the neighborhood?)

4

<>

0

24

✕

?

<

>

What is your current employment status?

Unemployed

Part-time

Full-time

Not sure/Decline

✕

?

<

>

On an average day, what time do you normally go to sleep?

12 AM (Midnight)

<>

12 AM (Midnight)

11 PM

✕

?

<

>

Did you take this survey before?



Thank You!

I am going to give you three coupons. Please give them to three people you know who are between 18 and 30. They have to live in this area. For every one who comes and takes the survey, we will give you \$10.

Tap to continue



Scan QR code from FIRST coupon using camera

1003



Scan QR code from SECOND coupon using camera



Scan QR code from SECOND coupon using camera

1003



X

?

<

>

Is this a duplicate case?

- Yes
- Maybe
- No

X

?

<

>

Scan QR code from THIRD coupon using camera



X

?

<

>

Comment box (No personal information please)

>

QWERTYUIOP

ASDFGHJKL

ZXCVBNM

Next

?

123

Name of interviewer

Wogod Alawlaqi	Patricia Cobar
Anjelica Camacho	Nicole Alexander
Laila Alsabahi	Pamela Ruiz
Sheyla Delgado	Kwan-Lamar Blount-Hill
Other	

A vertical toolbar with a dark grey background. From top to bottom, it contains: a grey rounded rectangle with a white left-pointing arrow; a green rounded rectangle with a white right-pointing arrow; a blue circle with a white question mark; a long, thin green rectangle; and a red square with a white 'X' at the bottom.