

## APPENDIX: Survey Responses from Residents in NYCHA Developments

The following pages contain data graphics representing the respondents' answers to every survey item used to construct outcome indices. Responses shown are those of the entire study sample, both MAP and non-MAP developments.

### HIGHLIGHTS:

#### Procedural Justice: NYPD

- Referring to a recent interaction with an NYPD officer, fewer than one in three respondents agreed that the officer tried to find the best solution for an issue, that the officer treated them with dignity and respect, or took their needs into account.

#### Procedural Justice: NYCHA

- Referring to a recent interaction with a NYCHA employee, nearly 60 percent of respondents thought they had been treated with dignity and respect, and nearly 50 percent thought the employee had clearly explained the action that was taken in response to a complaint or request.

#### Social Cohesion

- Only 24 percent of respondents believed that people in their NYCHA development shared the same values and just 32 percent described the development as “close-knit.”
- More than 60 percent of respondents believed most people in their development were friendly.

#### Willingness to Engage with Government

- More than 80 percent of respondents believed their neighbors would be willing to organize meetings with police officials to improve the safety of their community.
- Fewer than half of respondents thought their neighbors would work with city officials to improve lighting in their NYCHA development.

#### Awareness of Social Supports

- Fewer than half of all NYCHA residents knew where to get help with substance abuse services, legal assistance, or help for issues related to family violence.
- More than 80 percent of all residents knew where to get medical help and food supports.

#### Awareness of Domestic Violence Issues

- More than half of all respondents reported that domestic violence between partners occurs “very often” (23%) or “sometimes” (36%) in their NYCHA development.

#### Collective Efficacy

- More than 40 percent of respondents believed their neighbors would help out if it was necessary to break up a fight, stop youth who were being disrespectful toward adults, keep someone from vandalizing a building, or work together to achieve mutual goals.

#### Perceptions of Safety

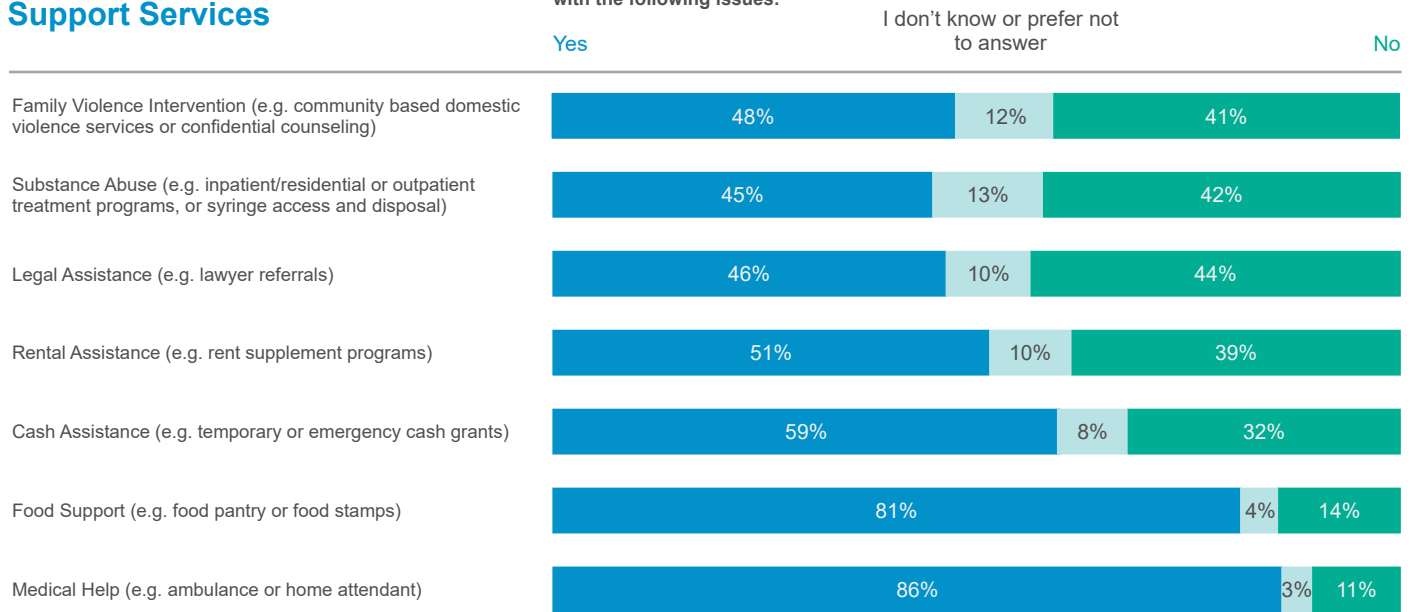
- More than 80 percent of all respondents agreed that they feel safe walking around their NYCHA developments during daylight hours.
- Fewer than 50 percent of respondents agreed that they feel safe walking around their NYCHA developments during night time hours.

#### Evaluating Government Employee Decisions

- 44 percent of respondents thought that City employees did not take enough time to consider policy decisions.

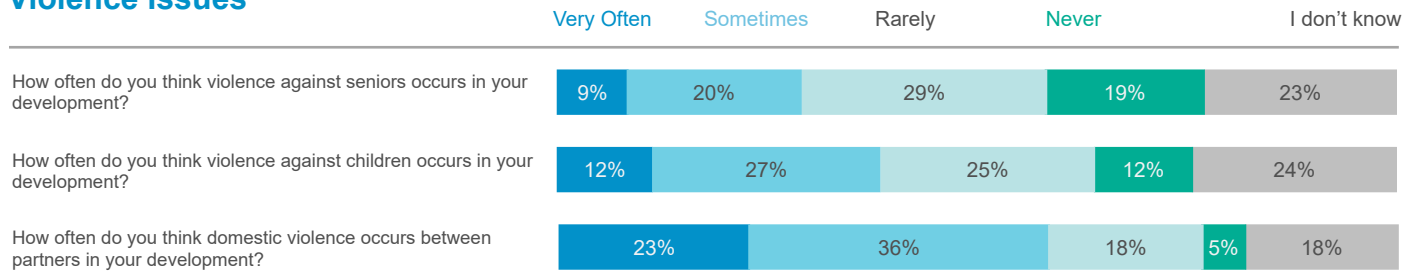
## Awareness of Social Support Services

Whether or not you have used the service yourself, do you know how to get services that help with the following issues:



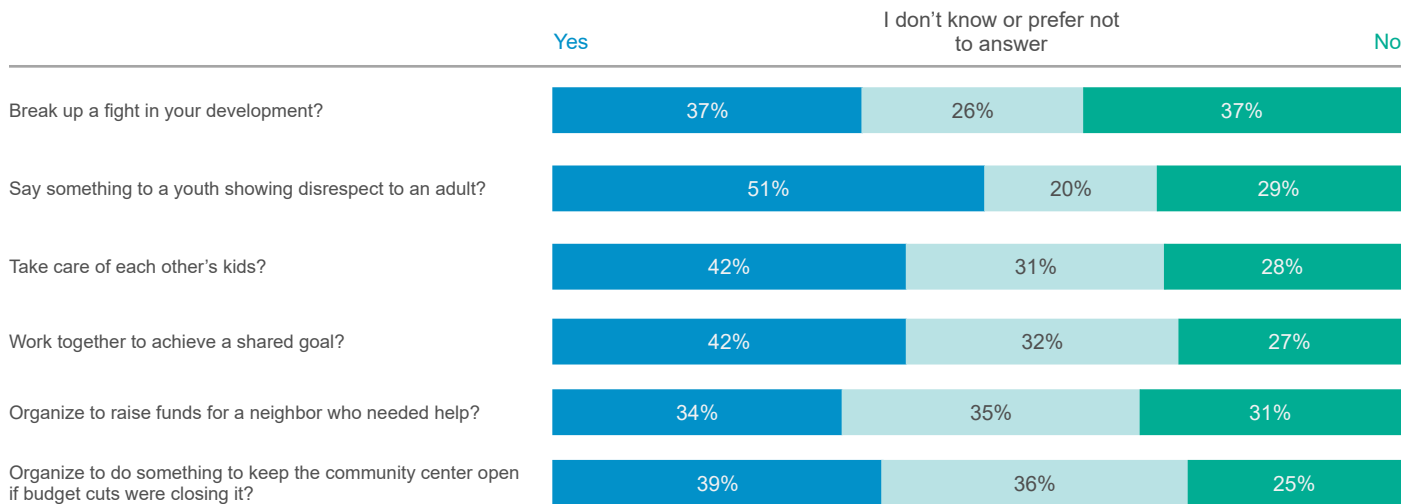
## Awareness of Domestic Violence Issues

Please indicate the frequency that each of the following statements occur by selecting: Very often, sometimes, rarely, or never.



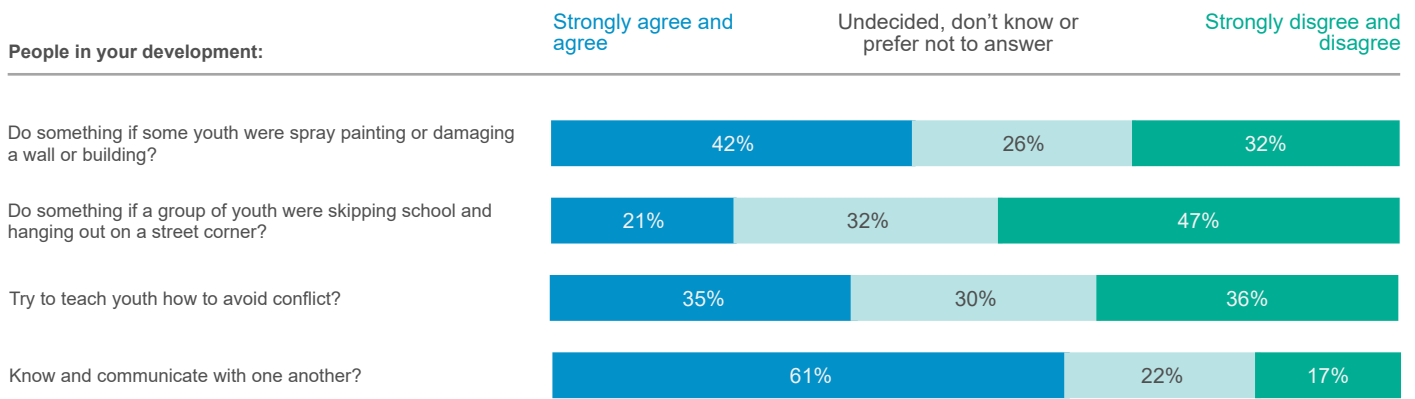
## Collective Efficacy: Dichotomous

Would your neighbors:

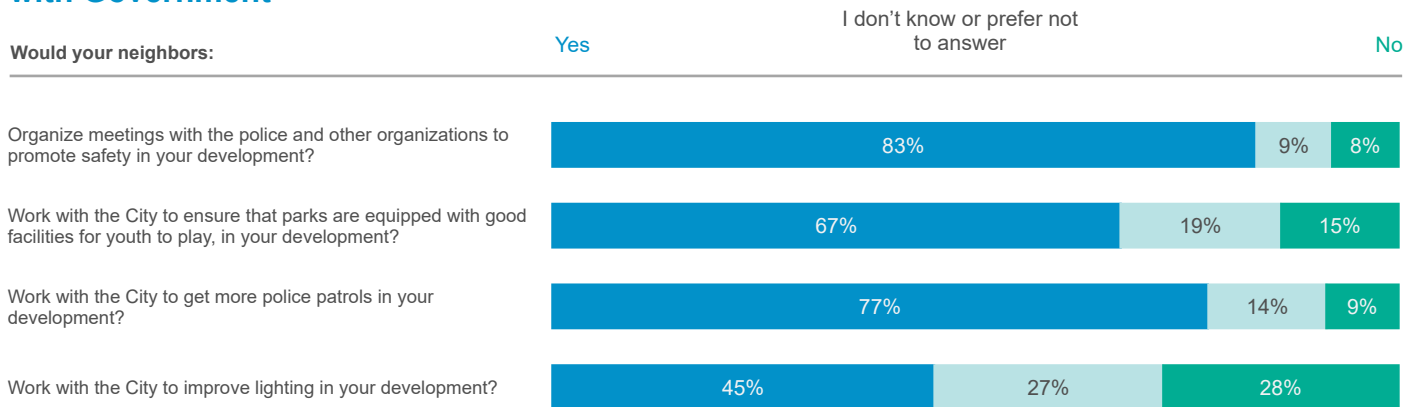


## Collective Efficacy: Categorical

Do you strongly agree, agree, are undecided, disagree, or strongly disagree with the following statements:

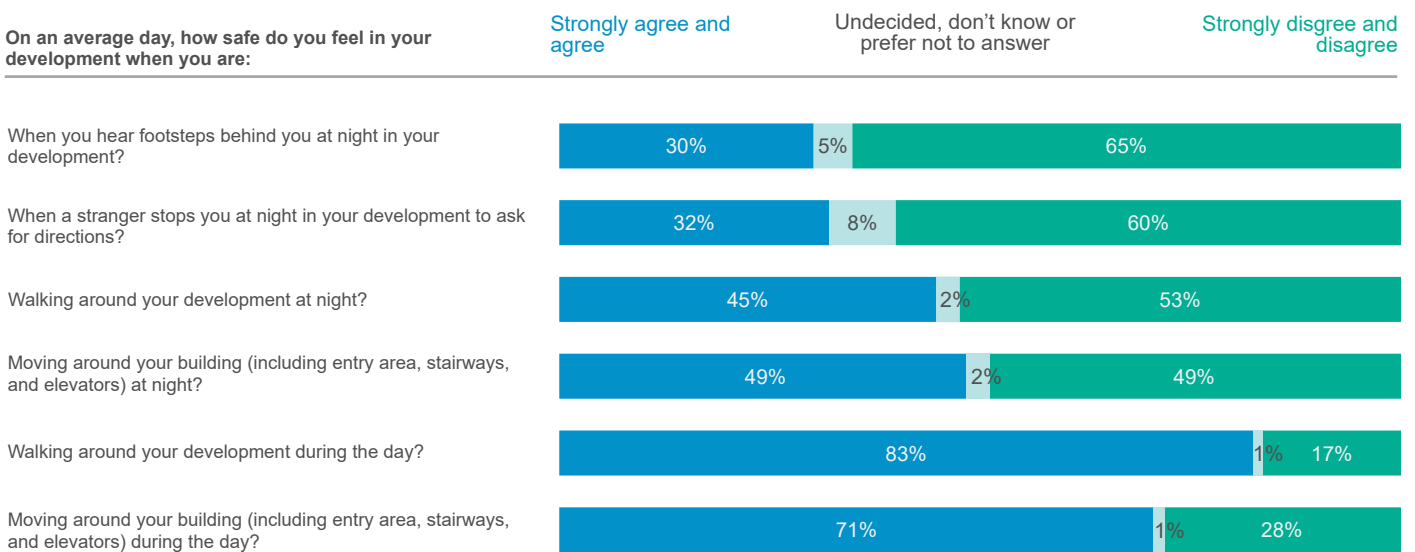


## Willingness to Engage with Government



## Perception of Safety

Do you strongly agree, agree, are undecided, disagree, or strongly disagree with the following statements:



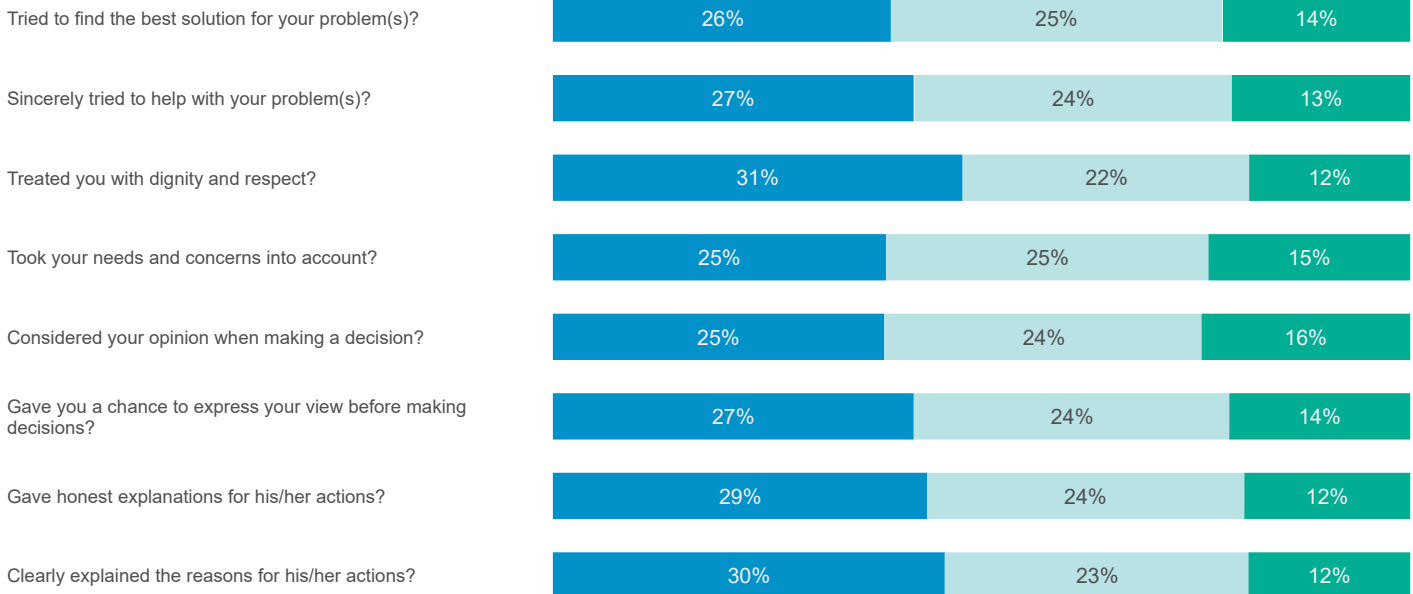
## Procedural Justice: NYPD

In your last interaction with an NYPD officer, do you strongly agree, agree, are undecided, disagree, or strongly disagree that the officer:

Strongly agree and agree

Undecided, don't know or prefer not to answer

Strongly disagree and disagree



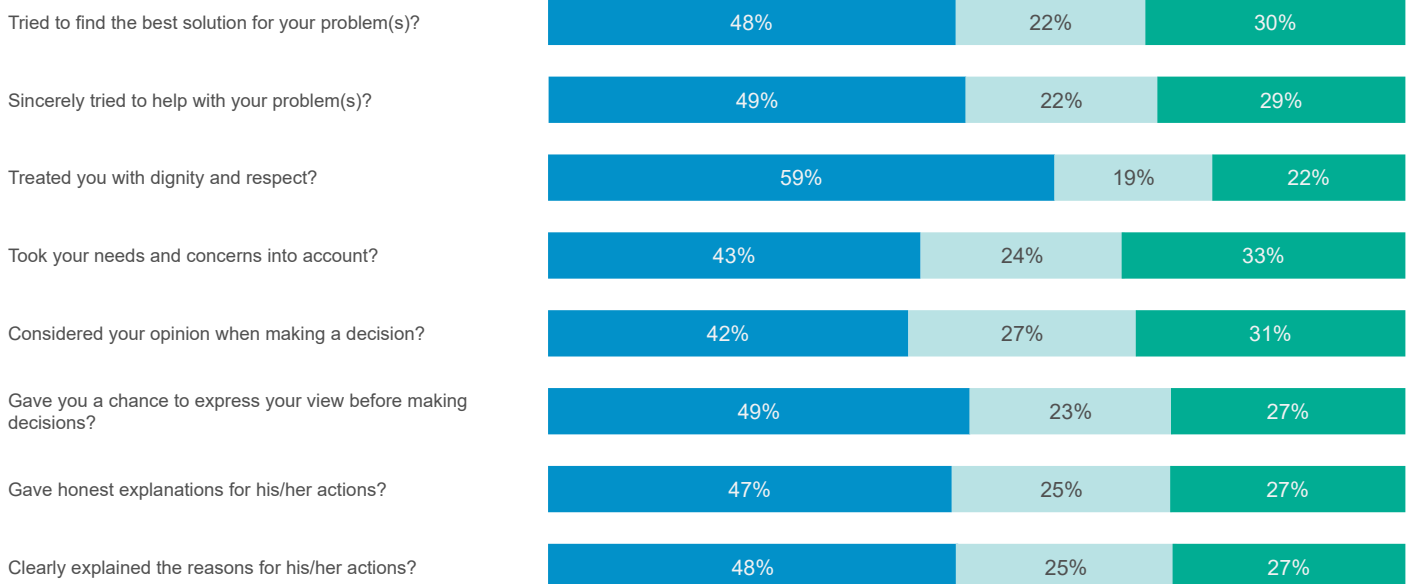
## Procedural Justice: NYCHA

In your last interaction with a NYCHA employee, do you strongly agree, agree, are undecided, disagree, or strongly disagree that the official:

Strongly agree and agree

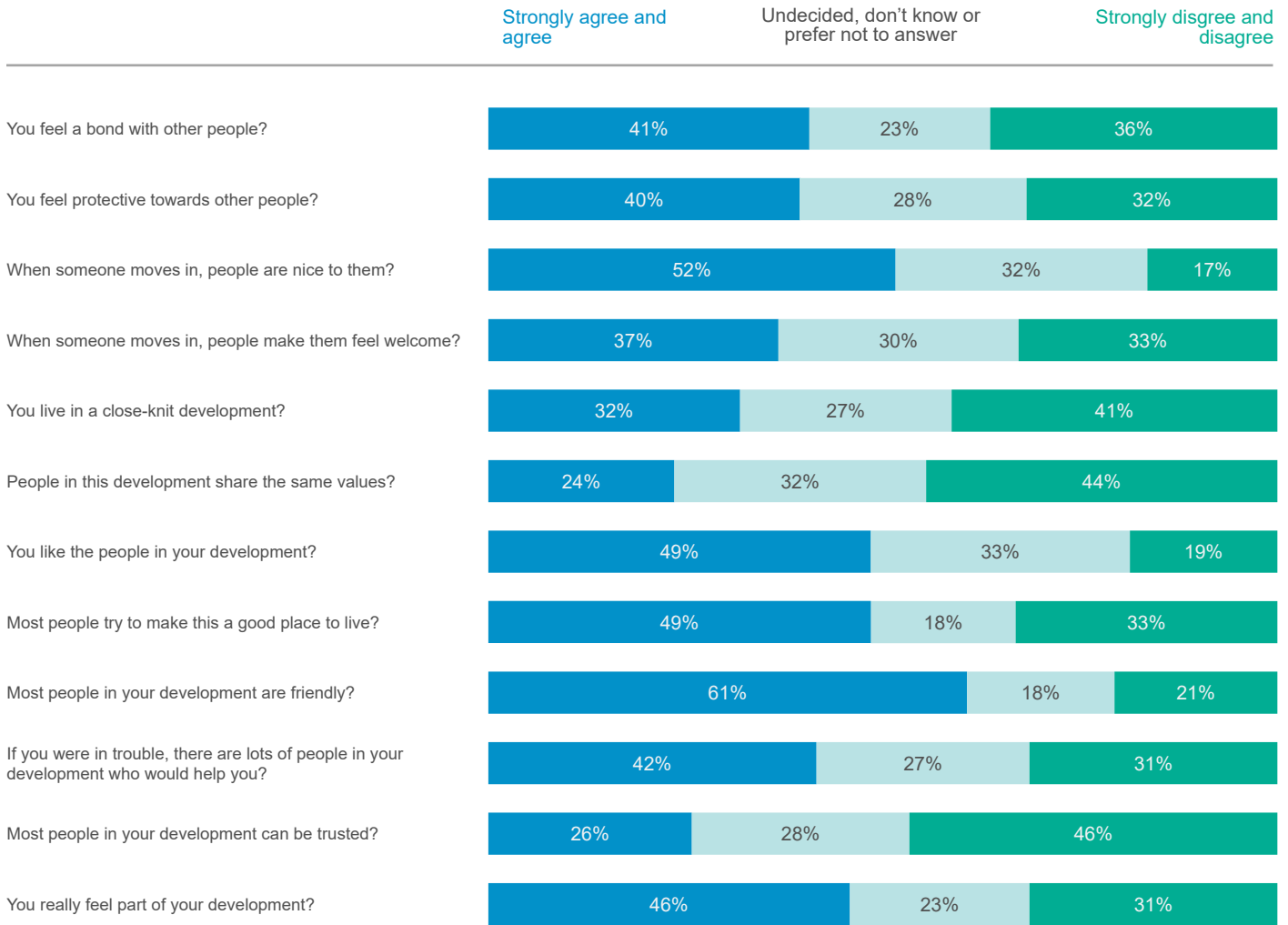
Undecided, don't know or prefer not to answer

Strongly disagree and disagree



## Social Cohesion

Do you strongly agree, agree, are undecided, disagree, or strongly disagree with the following statements:



## Evaluating Government Employee Decisions

In deciding what policies to implement in your community, do City government agencies:

